

What’s New in Unleashed Multi-Site Manager 2.1?

This application note describes the new features available in Ruckus Wireless Unleashed Multi-Site Manager 2.1. This document assumes familiarity with the Ruckus Unleashed Multi-Site Manager (UMM) product line and the features of earlier release version UMM 2.0.

Highlights of this Release

Ruckus Unleashed is a controller-less Wireless LAN (WLAN) solution that enables Small-Medium Business (SMBs) to deliver an optimal wireless experience to their users at an affordable price.

Unleashed Multi-Site Manager is an intuitive, easy to use software product for monitoring and managing Unleashed networks that may be deployed around the country or world. The single sign-on feature allows customers to configure, manage, and troubleshoot Unleashed networks from anywhere at any time. UMM is available in both ISO and OVA formats.

Key features and enhancements in this release are:

Feature	Brief Description and Benefits
Increased Scale	With UMM 2.1, customers can now monitor & manage up to 1,000 Unleashed networks or 10,000 APs.
Firewall & NAT traversal	Unleashed networks deployed behind NAT enabled router/firewall can communicate with UMM 2.1 without complex port forwarding configuration at each Unleashed network site. Note: Unleashed networks must be running 200.6 or higher version.
OVA Installation support	For ease of installation UMM 2.1 now provides the OVA format in addition to ISO format.
Monitor P300 - Wireless bridge AP	Starting UMM 2.1, customers can monitor Ruckus P300 wireless bridge (Point-to-Point and Point-to-Multipoint) APs as well.
Edit SSID name and PSK for Standard WLAN configuration	UMM 2.1 enables customers to change SSID name and PSK for Standard WLAN from a central location that can be updated across 100s of Unleashed networks at the same time.
New UI enhancements	Number of UI enhancements were made. See details below.
Reorganization of Reporting	Unleashed Multi-Site Manager 2.1 enhances reports generation Web UI

Increased Scale

UMM 2.1 now supports up to 1,000 Unleashed networks or 10,000 Unleashed APs per instance of UMM.

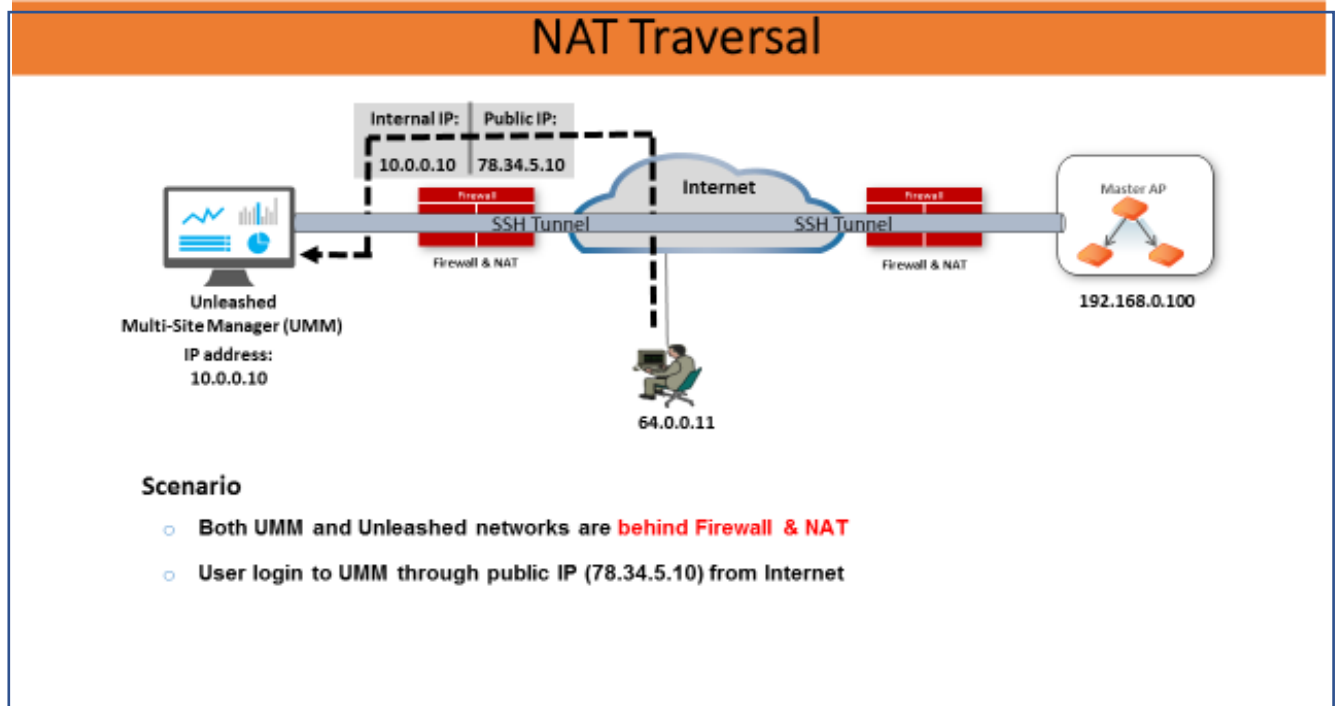
Here are some example scenarios.

1. Customer could have 400 Unleashed networks with each network having 25 Unleashed APs.
2. Customer may have 1,000 Unleashed networks with up to 2 Unleashed APs per network such as bank branch offices, restaurant chain, small to medium size retail stores etc.

NAT Traversal

Unleashed Multi-Site Manager provides Single-Sign-On (SSO) access to centrally manage Unleashed APs, ZoneDirector networks, and wireless bridge APs (P300). In the previous UMM release, if firewall policies are deployed in the network between UMM and the managed devices, or between the administrative PC and the managed devices, this SSO function becomes inept due to inaccessibility.

The function is enhanced in this UMM release if UMM is used to manage Unleashed APs running 200.6 release. Secured tunnels are established between Unleashed Master APs and UMM for firewall penetration. Therefore as long as UMM is reachable via TCP port 443 (for HTTPS) and TCP port 9443 (for the administrative PC to navigate managed devices through secured tunnels), the managed devices can be reached through UMM Web UI.



3 © 2016 BROCADE COMMUNICATIONS SYSTEMS, INC. INTERNAL USE ONLY

OVA Installation support

UMM 2.0 was launched with ISO file that customers were able install UMM on any of the supported Linux OS. Starting UMM 2.1, it is also available in OVA format to ease the UMM installation process on virtualized environment.

- Demo version available now
- GA version of OVA file will be available in late July

Support for Wireless Bridge AP - P300

The outdoor 802.11ac point-to-point/multipoint bridge P300 APs can be monitored by this release of Unleashed Multi-Site Manager. Once P300 is registered with UMM they are listed in the 'Devices' menu where all the relevant details can be found. The P300 needs to run 100.1 (P300_100.1.0.9.60.bl7) or above version.

Config support for Standard WLAN

Unleashed Multi-Site Manager provides the capability to synchronize configuration from one unleashed network to multiple networks. However, you need to restart the networks involved for the configuration changes to take effect.

To further ease the management of Unleashed networks, UMM 2.1 allows modifying SSID name and/or PSK of Standard WLAN on one or more Unleashed networks after the initial deployment.

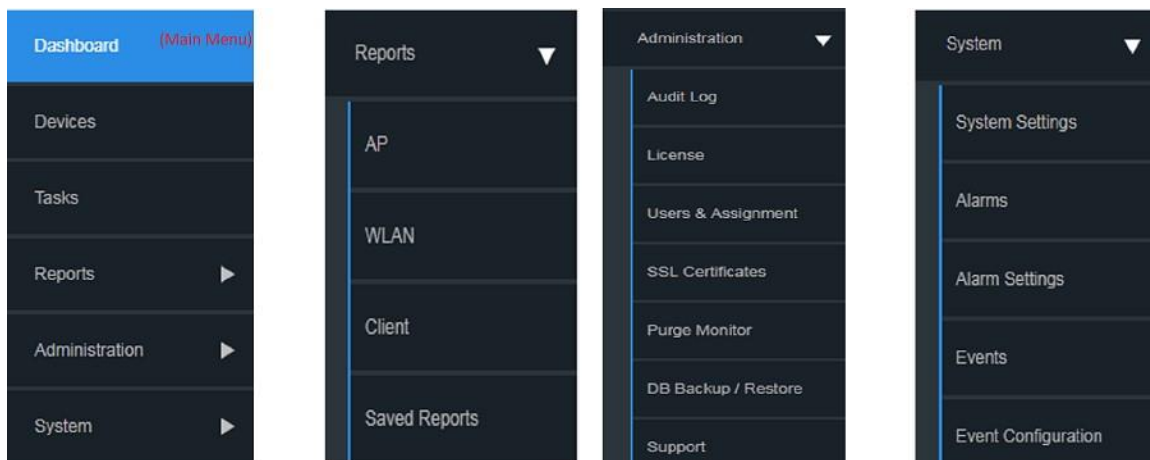
User Interface Enhancements

This Unleashed Multi-Site Manager 2.1 release presents many changes to the user interface.

The important ones are as follows:

- **AP Trend** and **Client Trend** within Monitor menu is now moved under **Devices**.
- **ZD&Unleashed** is renamed to **Devices**.
- **Alarms** and **Events** are moved under **System** menu.
- **System Setting** under **Administer** is moved to **System** menu.
- New **Task** menu introduced.

Changes to the User Interface



Reorganization of Reporting

Unleashed Multi-Site Manager 2.1 enhances reports generation Web UI. Reports are now categorized to AP, WLAN, Client and Rogue. For each report, there is a filter area, table area and graph area in one page.

Report Options and Table Area

AP

Group: All Devices | Interval: 1 Hour | Period: 24 Hours

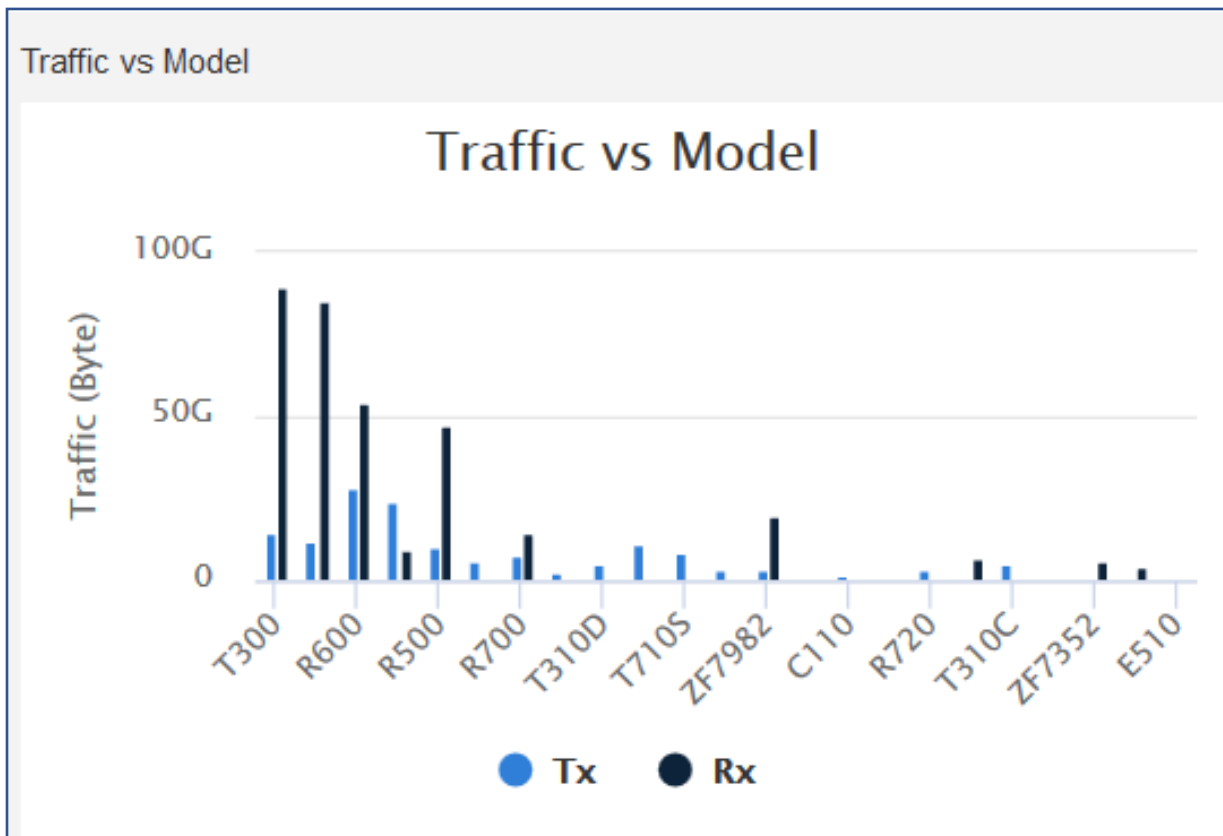
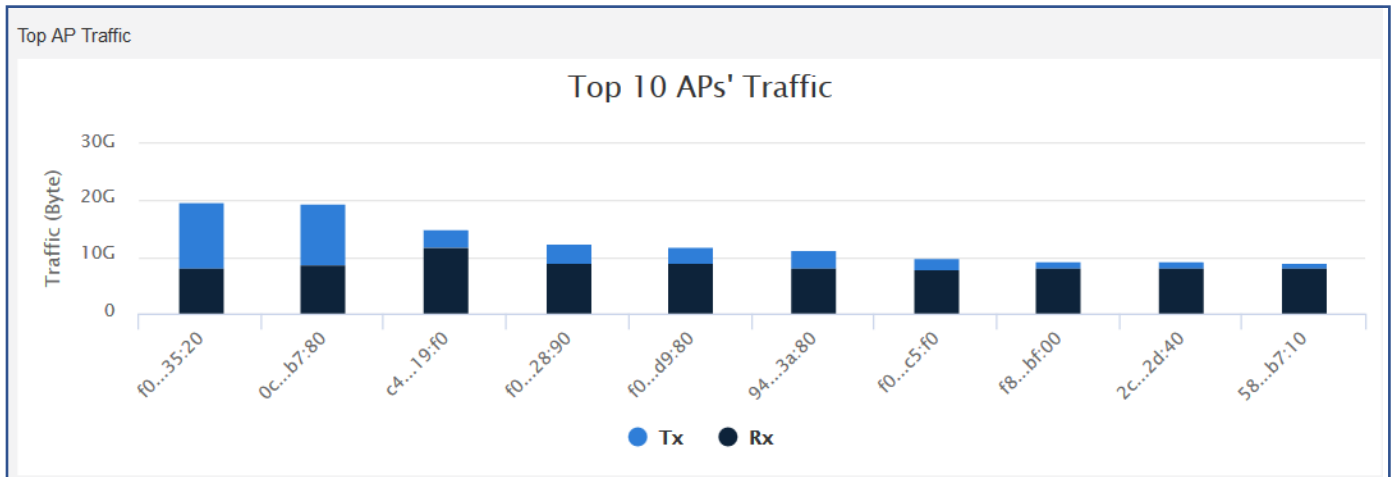
Generate Report

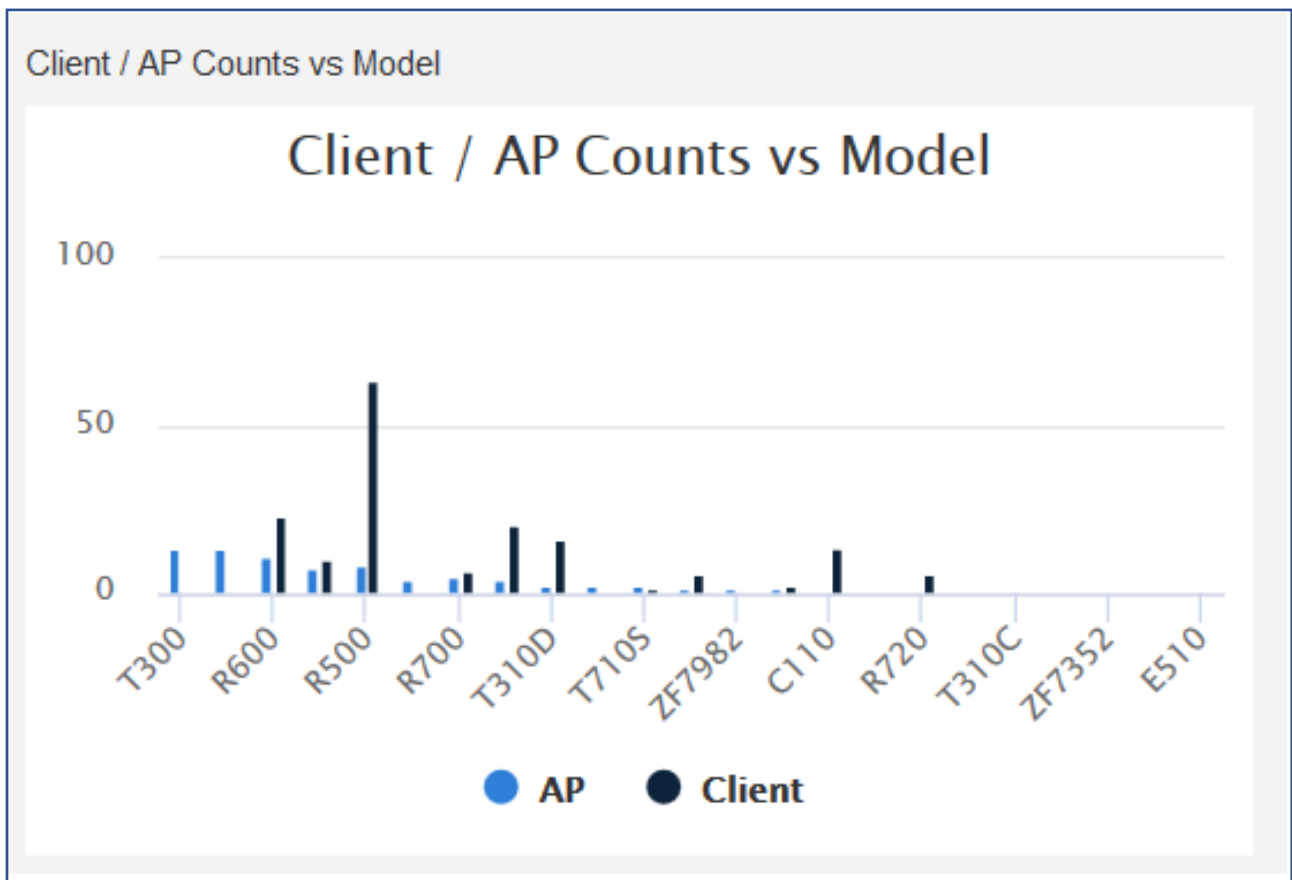
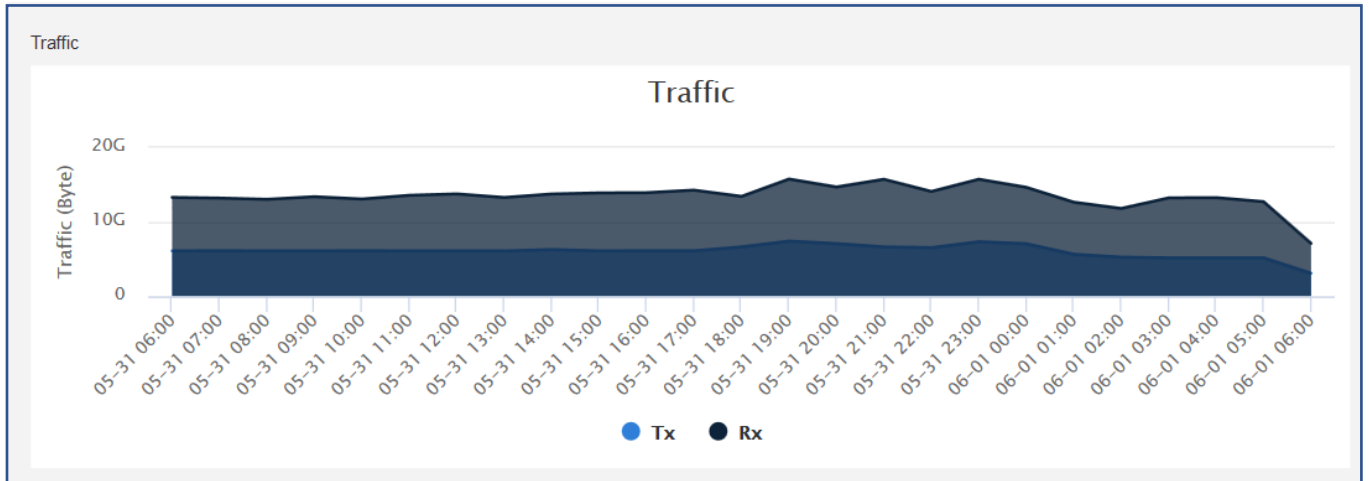
Export CSV | Export PDF

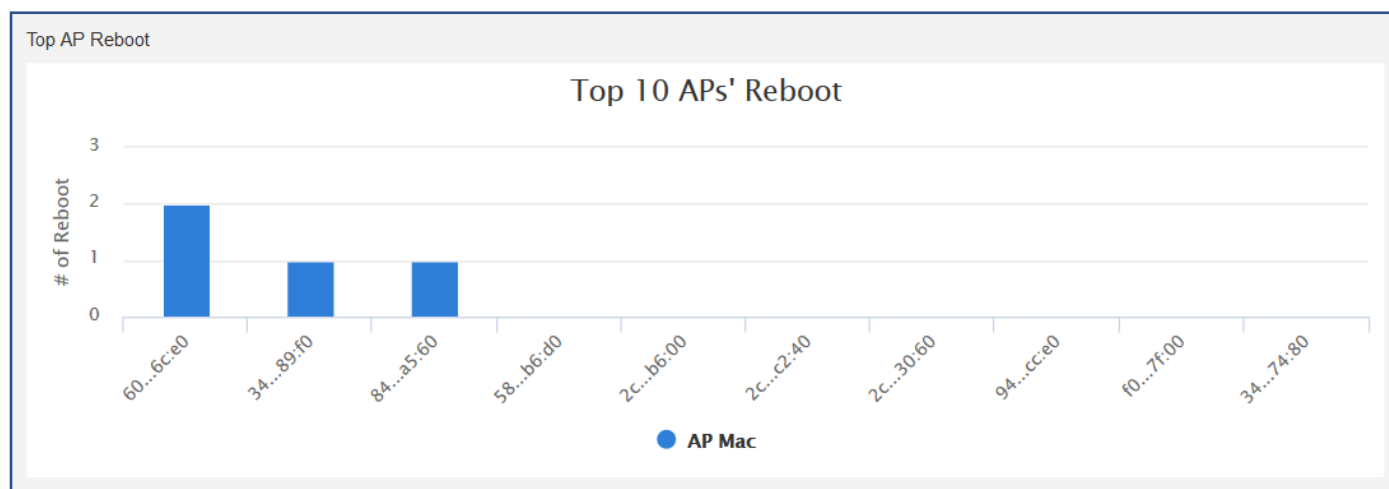
Q ↺ ⚙

Name	MAC Address	Controller Name	Serial Number	IP Address	Model	Location	Software	AP Mesh Type
R720-DVT-Cub	0c:f4:d5:13:38:10	corporate-network1	921703000083	172.18.108.42	r720	Elaine's cubicle	10.1.1.0.35	RAP
AP2-R510	0c:f4:d5:1a:b7:80	Ruckus-Unleashed	501602009249	10.11.44.202	r510		200.6.10.1.308	RAP
RuckusAP	1c:b9:c4:00:f3:80	Ruckus-Unleashed	121609005597	192.168.203.215	r310		200.6.10.1.308	
H320-Chongqing Dog Conf	24:79:2a:14:d9:c0	corporate-network1	131702000350	172.18.108.80	h320	Chongqing Dog Conf	10.1.1.0.35	
K-H320-ddf0	24:79:2a:14:dd:f0	kenneth-ZD-9132	131702000417	10.11.158.166	h320	kefa road	10.1.0.0.1515	
RuckusAP	24:c9:a1:0d:1f:d0	kenneth-ZD-9132	221304000915	10.11.158.244	z17782-n		10.1.0.0.1515	RAP
RuckusAP	2c:5d:93:18:0f:b0	kenneth-ZD-9132	511303000213	10.11.157.196	r700		10.1.0.0.1515	Disable
RuckusAP	2c:5d:93:18:10:40	kenneth-ZD-9132	511303000222	10.11.158.147	r700		10.1.0.0.1515	RAP
RuckusAP	2c:c5:d3:10:2d:40	Ruckus-Unleashed	181574004819	10.11.44.171	t300		200.6.10.1.308	RAP
RuckusAP	2c:c5:d3:10:30:60	Ruckus-Unleashed	181584004869	10.11.44.172	t300		200.6.10.1.308	RAP

Graph Area







Reports are also generated based on:

Interval: Defines time granularity of each data point for the time series data. Options include 15 minutes, 1 hour, 1 day and 1 month.

Range: Limits the start time and end time. Range value changes with changes in Interval.

Boolean Value: indicates whether end time must be included in the report data. It is set to True by default.